

THE CHURCH OF JESUS CHRIST OF LATTER-DAY SAINTS
OFFICE OF THE FIRST PRESIDENCY
47 EAST SOUTH TEMPLE STREET, SALT LAKE CITY, UTAH 84150-1200

August 23, 2011

To: General Authorities and the following leaders in Asia and the Pacific:
Area Seventies; Stake, Mission, and District Presidents; Bishops and
Branch Presidents


Dear Brethren:

2012 Satellite Program Schedule


A schedule of Church satellite broadcasts for 2012 is enclosed, with general instructions. Specific instructions, including schedules of broadcast languages and times, will be sent approximately six weeks before each broadcast.

We encourage your careful attention to this schedule. These broadcasts are an important part of the Church's efforts to instruct and edify members worldwide.

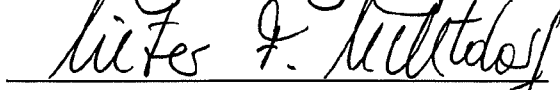
Sincerely yours,



Thomas S. Monson



Henry B. Eyring



Dieter F. Uchtdorf

The First Presidency

This letter is being translated and will be distributed to units identified as Cambodian, Chinese, Fijian, French, Indonesian, Japanese, Korean, Mongolian, Samoan, Tahitian, Thai, Tongan, and Vietnamese. Distribution in these languages will be complete within two weeks. If leaders need this letter in languages not listed above, they may contact the Area Presidency or the member of the Presidency of the Seventy who supervises the area. Area leaders can forward requests to Church headquarters (1-800-453-3860, ext. 2-2933).

11796

2012 Satellite Program Schedule

Asia and the Pacific

Stakes and wards should not schedule events that conflict with the broadcasts listed in the first column. Stake presidencies and bishoprics are encouraged to attend the devotionals and worldwide leadership training broadcasts listed in the first column.

Unless otherwise specified, all programs on this schedule may be viewed when broadcast or may be recorded for later viewing.

Month	Conferences, Worldwide Leadership Training, and First Presidency Christmas Devotional	CES Devotionals and Other Meetings
January		January 14, 15 (Saturday, Sunday) CES Devotional for Young Adults
February	February 11 (Saturday) Worldwide Leadership Training Meeting	February 18, 19 (Saturday, Sunday) Commemorating 100 Years of Seminary
March		March 10, 11 (Saturday, Sunday) CES Devotional for Young Adults
April	March 31–April 1 and April 7–8 (Saturday–Sunday) General Conference and General Young Women Meeting	
May		May 12, 13 (Saturday, Sunday) CES Devotional for Young Adults
June		
July		July 21, 22 (Saturday, Sunday) Pioneer Day Commemoration Concert
August		August 14, 15 (Tuesday, Wednesday) Annual Seminaries and Institutes of Religion Broadcast (Seminaries and Institutes of Religion personnel only)
September		September 15, 16 (Saturday, Sunday) CES Devotional for Young Adults
October	October 6–7 and 13–14 (Saturday–Sunday) General Conference and General Relief Society Meeting	
November		November 10, 11 (Saturday, Sunday) CES Devotional for Young Adults
December	December 9 (Sunday) First Presidency Christmas Devotional	

Notes

1. Most broadcasts may be recorded for future use. Any restrictions will be included in the instructions for each program.
2. Priesthood leaders will be notified of changes, including additions to the schedule.
3. Priesthood leaders will be notified of limited-audience broadcasts that require the use of local facilities.
4. Please direct any questions to the assigned administrative office.

Please keep these instructions near the satellite receiver.

General Satellite Program Instructions for the Stake Technology Specialist

Outside the United States and Canada

Please write the following information in the space provided, and have it ready when you call the help desk for technical assistance:

Building property number (available from the facilities manager): _____

Satellite receiver numbers (read them from the front panel of each satellite receiver)

Receiver serial number	Language(s)
Receiver serial number	Language(s)

Before Each Satellite Program

The Church satellite system is continuously available for testing. Please check the satellite equipment installed at your meetinghouse at least one week before each scheduled broadcast to allow time for any repairs that might be necessary.

An audio and video system test is available for approximately one hour before each broadcast. The audio portion of the test consists of verbal identification, in English, of the specific language channel.

Check the following:

1. Turn on the monitor. Verify that you are receiving a prefeed program. Set the chapel sound system to a comfortable listening level, and check for needed adjustments to the video projector.
2. Set up television sets at building locations as needed. Verify that video and audio are working. Closed-captioning for the hearing impaired is usually viewed on a television set.
3. Verify that the correct languages are being received.
4. Adjust lighting in viewing areas to allow for good picture quality and note taking.

Technical Information

If you have questions regarding the satellite equipment installed at your meetinghouse or if you experience technical difficulties during the audio and video system test or the broadcast, please call the help desk at the assigned administrative office for assistance:

Administrative office phone number (available from the stake clerk): _____

Personnel will be at the help desk for one hour before and during a scheduled broadcast. In some administrative offices, support is also available during normal business hours.

When calling for technical assistance, place the call from a telephone located at the satellite receiver, and have a television monitor connected to the satellite receiver.

See mhtech.lds.org for troubleshooting hints (English only).

Satellite Program Information

You may call the assigned administrative office, at the phone number given under “Technical Information” above, for general information on upcoming satellite broadcasts or if you have questions regarding the satellite program schedules and related information published by the Church.

See broadcastinfo.lds.org for letters and schedules in English.

After Each Satellite Program

Do the following:

1. Turn off and store the video equipment.
2. Turn off the sound system.
3. Leave the satellite receiver turned on if the meetinghouse power is stable.