

MEETINGHOUSE TECHNOLOGY

Newsletter



October 2011

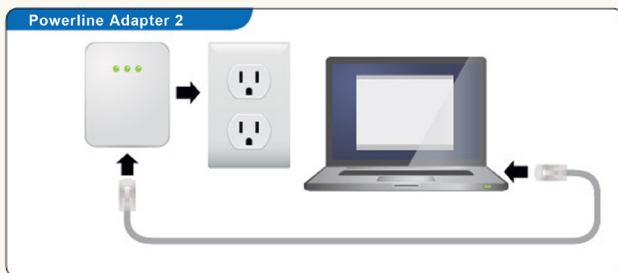
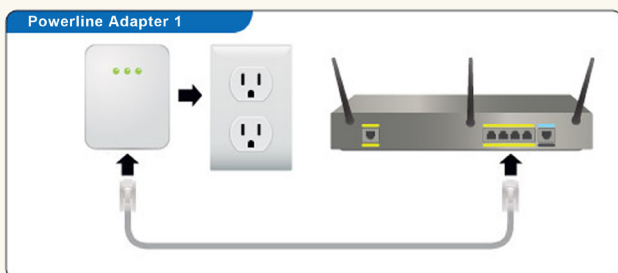
Introduction

Welcome to another edition of our monthly *Meetinghouse Technology Newsletter!* Remember that the most current information can always be found on the Meetinghouse Technology Wiki (mhtech.lds.org).

Featured Topics

Powerline Networking: An Additional Option with Meetinghouse Internet

When installing meetinghouse Internet, it may be difficult to run network cables and provide wireless access to some areas of a building. In these cases, [Powerline networking](#) may be a solution.



Powerline networking is different than conventional wired or wireless networking. Powerline networking allows data to be carried across existing electrical wiring by using at least two Powerline network adapters. One adapter is plugged into a power outlet and connected to the meetinghouse firewall via network cable (Powerline Adapter 1). Then one or more additional Powerline networking adapters can be plugged into other power outlets on the same electrical segment. An

(Continued on page 2)

Tips and Tricks

Creating and Remembering Secure Passwords



Most of us use passwords almost every day—whether it's for work, school, or simply your personal e-mail. All members need to create a password for their LDS Account. LDS Accounts allow members to have access to a variety of LDS Church resources, including ward and stake websites, familysearch.org, mormon.org, and LDS.org tools. As the Church continues to provide new technologies and online tools, your LDS Account will give you access to these valuable resources. You'll want to protect your account by carefully selecting a password that's difficult for others to discover. Here are a few methods for keeping and creating secure passwords:

- Use different passwords for each account. It may be convenient to remember one universal password, but having one password also means if one account is compromised all of your accounts may be at risk.
- Avoid writing down your passwords. Take the time to memorize each password you need. Writing a password down on paper or in a file makes your password easy to discover.
- Don't use dictionary words, common sequences, or personal information (like your birth date, elementary school, or favorite sports team). These types of passwords are easy to guess.

If you're worried you can't remember yet another password, try this trick. First, pick a memorized phrase, like your favorite scripture. For example, the scripture John 15:12: "Love one another, as I have loved you."

- Find words you can easily shorten:
John 15:12 Love 1 another as I have loved U

(Continued on page 2)

MEETINGHOUSE TECHNOLOGY

Newsletter



(Continued from page 1)

additional network cable is then run from this adapter to a network-enabled device, such as a computer (Powerline Adapter 2).

Why would I use Powerline Networking?

Powerline networking may be useful in cases where it is especially challenging to extend network access via conventional wired or wireless means. For example, meetinghouse walls made of dense materials such as brick or cinderblock can weaken wireless signals and make running cables difficult. Sometimes wired access is needed in areas that do not have network jacks.

Larry Rust, a facilities manager who uses Powerline technology in many of the old historical buildings in the Salt Lake City, Utah, area, said, "Powerline networking is not the answer to every situation, but it can be the answer to hard-to-get-to areas." He found that Powerline works where he does not want to drill holes or use a wire molding. Using Powerline networking, Larry has been able to get network connectivity to additional areas of his buildings that he wouldn't have been able to easily get to otherwise. He is currently using Powerline networking in approximately 20 buildings.

Powerline networking has some limitations. Sometimes the electrical lines introduce so much noise that data communication is not possible. Since Powerline networking usually works through just one electrical segment, it often will not provide a connection from one adapter to everywhere in a meetinghouse where a second adapter may need to be plugged in. In this case, one or more additional adapters would need to be connected to the meetinghouse firewall and plugged into different electrical segments. Though Powerline networking may be a great solution in some cases, it is best to still use conventional wired and wireless networking where possible.

There are many different Powerline networking products to choose from. The products vary in price, speed, security, set up, and troubleshooting procedures. If you think there may be some situations in your meetinghouse where

(Continued on page 3)

(Continued from page 1)

- Keep the first letters and numbers, but get rid of the rest of the words:
J1512L1aalhIU

This gives you a secure, but memorable password. The next time you create an account, try using this method with a line from your favorite verse. Share these tips and tricks for creating passwords with the members in your ward.

For more information, or to share your methods for creating secure passwords, visit the wiki password article at [https://tech.lds.org/wiki/Passwords_\(Family_Safety\)](https://tech.lds.org/wiki/Passwords_(Family_Safety)).

Local Highlight

Note: Guidelines for technology vary by area, and not all solutions are appropriate in all areas. Please be sure to check with your area office before implementing any new solutions.

This month, we would like to highlight how technology has been used to bless the lives of members in West Africa.



President Odume, Aba Nigeria Temple President speaking at Eket Nigeria Stake Conference with Elder Sitati participating via Skype.

Due to security challenges in certain locations in West Africa, the Africa West Area Presidency is turning to technology to continue to minister to the faithful leaders and Saints who live in

(Continued on page 3)

MEETINGHOUSE TECHNOLOGY

Newsletter



(Continued from page 2)

[Powerline networking](#) would be a good solution, talk to your stake technology specialist, physical facilities representative, and facilities management group. Facilities managers are authorized to purchase Powerline networking solutions at their discretion where needs exist. Requests for support of these products should be directed to the stake technology specialist, the facilities management group, and the manufacturer, not the Global Service Center.

To learn more about meetinghouse Internet and other meetinghouse technology visit mhtech.lds.org.

Viewing general conference after the broadcast

Many members will want to incorporate the recent general conference materials into their lessons, or view conference sessions for personal study. There are a few easy ways for people to view, listen, or read conference materials after the broadcast is over:



- **LDS.org.** When viewing video on LDS.org you can use any of the major browsers. Check that you have the latest Adobe Flash Player downloaded before you start watching a video. To see the supported browser and flash player versions for PC or Mac, visit [How to Watch](#) on LDS.org or refer to the mhtech wiki.
- **iTunes Mormon Channel.** The [iTunes Mormon Channel](#) allows you to instantly play and download video and audio files of conference. You can watch these on a Mac, PC, iPod touch, iPad, iPhone, or any other iOS device. You'll need to make sure you've installed iTunes on whatever device you're using.

The iTunes Mormon Channel also has a free general conference podcast. You can choose to download the individual files you want, or you can subscribe to the podcast so that new sessions will automatically

(Continued on page 4)

(Continued from page 2)

these locations. On August 13 and 14, the Eket Nigeria Stake conference, consisting of seven meetings, including the general session on Sunday, was presided over remotely by Elder Joseph Sitati, first counselor in the Area Presidency, using Skype video conferencing. Elder Sitati spoke from the area office in Accra, Ghana to the 918 members participating in Nigeria and was able to conduct the full two days of training and member meetings as if he were present.

The Skype video call worked for all of the Saturday and Sunday meetings. "The Lord's hand was unmistakable in making this work," said Troy Davis, ICS manager in the West Africa Area, "because of challenging local Internet conditions." Backup phone lines were prepared but were not needed.

The audio connections and Internet connections presented the largest technical challenges, requiring significant planning and testing by the Eket Stake and ICS team in Nigeria. "The technical aspects were handled with almost perfect results," said Elder Sitati.

The remote meetings represent a significant milestone for the Church in West Africa. "I believe that this success will help us not only throughout the Africa West Area but also with additional understanding for the senior Brethren regarding conferences needing to be held at low cost in areas of significant security risk in other parts of the world," said Elder John B. Dickson, Africa West Area President.

Video conferencing technology is extending the ministry of Church leaders and blessing Saints across the world. To learn more about video conferencing and to find ideas on using video conferencing to meet the needs of the members in your area visit the [Meetinghouse Technology Wiki, Video Conferencing \(meetinghouse\)](#) at MHTech.lds.org.

(Continued on page 4)

MEETINGHOUSE TECHNOLOGY

Newsletter



(Continued from page 3)

be downloaded. Once you've downloaded the files, you can play the audio or video files of conference on your device or transfer the content to a USB drive. Play files on a USB drive using other devices, such as a Western Digital TV HD Live Media Player.

- **Mobile Device Apps.** To watch, listen, or read conference materials on your mobile device, download the Gospel Library or Mormon Channel Apps from the iTunes app store. These apps are free and should say "published by The Church of Jesus Christ of Latter-day Saints."


If you want to play back conference for a large group, make sure you have the right cable or equipment needed to connect your device with a TV, projector, or meetinghouse video system. You can find information specific to devices and methods on the mhtech wiki's "[Get Started with Viewing Church Broadcasts](#)" article.

Wait time for accessing recent conference materials depends on the method you are using and the language you are looking for, but generally video becomes available 24 hours after conference is over. Audio will also be available in over 70 languages eight hours after the original broadcast. To see more about the availability for conference materials, visit: "[When Conference Materials Will Be Available on LDS.org](#)."

Visit the [mhtech wiki and forums](#) to share your experience with viewing general conference using these methods.

(Continued from page 3)

How has your stake or ward used technology to bless the Saints in your area? Share stories about Church technology experiences, such as viewing Church media videos using a digital media player, utilizing the meetinghouse firewall, incorporating LDS.org Tools, and how your area uses technology for accommodating multiple languages. Share your story with us at MHTechNewsletter@LDSChurch.org, and we may use it in an upcoming newsletter!



Training Calendar

Coming in November will be a Meetinghouse Technology Monthly Training Seminar on Using the LDS Tools Calendar. Broadcasts of this training will be held multiple times throughout the day to accommodate everyone. See mhtech.LDS.org for a schedule of future events and to learn how to participate in the monthly seminar.



Subscription Information

To receive this newsletter directly to your inbox, subscribe to "Meetinghouse Technologies" with your LDS Account. For instructions on how to do this, see "[Meetinghouse technology e-mail list](#)" article on the "Meetinghouse Technology Wiki" (mhtech.Lds.org).